

May  
2014

Volume 36  
Issue 5

# Common Threads

Greater San Antonio Quilt Guild, Inc.



www.sanantonioquilt.org  
210-695-8737

## May 10 Guild Meeting

9:30 Assorted Activities  
10:00 General Business Meeting  
@Saint Andrew  
Presbyterian Church  
8231 Callaghan Rd.

## Program

Dea Jae Shore gives  
the basics of Electric  
Quilt

Remember to  
bring to the  
meeting

- Name tag (wear it)
- Library books, & DVD's
- QPC projects
- Bright Hopes quilts
- Smiles for your friends

## President's Letter

Happy Workday to us !! (sing it , please, to the birthday tune....)

It was a very happy day for the many members who stayed to help with projects that benefit our guild. For Bright Hopes , Carol Steely reports that we packed up 33 quilt kits, sewed on 50 labels, made over 50 puzzle-pieces kits, setting up more than 80 quilts ready to be given to the Children's Shelter. Carol Rouse directed many projects for quilts being pieced and assembled.. Barbara Sumlin guided her Quilt Angels in setting up four more quilts that will go to military heroes. For our auction in September, many plans were set, several quilts turned in, several checked out to be quilted. And a giant sub-sandwich was shared for lunch.

102 members were present, including a new member, Debarette Banks. Calico Roses were presented to Cathy Wallace for her leadership at the Institute for Texan Cultures and Ellen Hernandez for her ongoing "Pieces of the Past" articles in our newsletters. At May meeting we really sing Happy Birthday to us.....to celebrate our guild; please plan to join us. See you then!!

Sincerely, *Ida*

## New Member






## 2014 Program Notes

The May program will an EQ demo by Dea Jae Shore. She will demonstrate how to use all levels of EQ software from EQ2 to EQ7. A workshop after the guild meeting will be held for registered students. They need to bring their laptop computer **and Mouse** with a version of EQ loaded on it. Students will follow along with the Instructor as she navigates EQ.

The June Program will be our next nationally-known speaker, Esterita Austin ([esteritaustin.com](http://esteritaustin.com)). See the article on page 4

July will be Rosie DeLeon McCrady of Scarlett Today (redwork)

August will by Margie Lawrence with "The Do's and Don'ts of Round Robins.



### NEWSLETTER INPUT

**DEADLINE** is Midnight the Monday after Guild meeting.

E-mail [quiltnews@sanantonioquilt.org](mailto:quiltnews@sanantonioquilt.org)

### NEWSLETTER ADVERTISING

	Monthly	Yearly
Full page ad	\$60.00	\$660
1/2 page ad (horizontal - 7 x 4 3/4 vertical - 3 3/8 x 9 1/2)	\$30.00	\$330
1/4 page ad	\$15.00	\$165
Business card ( 2 x 3.5)	\$10	\$110

### MEMBERSHIP INFORMATION

**REGULAR DUES \$24**

**SENIOR (65+) \$18**

**YOUTH (6-18) \$6**

**Send your check to:**

**GSAQG**

**PO Box 380522**

**San Antonio, TX 78268**

## GSAQG Board Meeting Minutes

April 7, 2014

The meeting was called to order at 3:00pm by President, Ida Blankenship. Members present included Cindy Shutt, Carol Bryant, DeaJae Shore, Rebecca Cook, Gail Dickman, Sherry Durringer. Cathy Wallace was nominated and approved for a Calico Rose for her work at the ITC during Kay Allison's illness. She has done an excellent job of guiding all volunteers but also submitted and got approved a special exhibit in conjunction with an upcoming quilt exhibit. Ellen Hernandez was selected as winner of the Sherry Allred grant for Summer Retreat. Janet Miller will have winner of the Kris Thompson Grant for May, 2014 meeting. The seating arrangement at the monthly meeting has been welcomed by many members. It allows more members closer to front of meeting room.

There were 5 calls to the Guild's phone during the month. Sylvia Jolet suggested that a listing of members who do quilt work for hire be placed on website. Cindy Shutt reported that the current guild funds balance is \$63,926.58. February financials have been reviewed and approved.

Carol Bryant asked for suggestions to increase committee chairs' timely reports. It is vital to make quarterly reports on time. DeaJae reviewed guild's website with board. Areas needing updates and increased information were identified.

Rebecca Cook asked for clarification of need for mini-retreats and workdays for some services. The EQ workshop by Dea Jae Shore for next month has good enrollments. Melinda Bula has been rescheduled for July 2015. The policy for the Eleanor Wright Grant workshops was discussed and it was determined that the attendance should be maximized to take full advantage of national teachers. Paid reservations will be accepted until classes are full and then a random drawing will be done to identify those who will receive scholarships. Checks will be available at class time.

Gail Dickman reported that there were a number of new library books available for members' use. Room setup for workday was discussed to determine best use for all.

Sherry Durringer gave a short overview of her committee quarterly reports.

Meeting adjourned at 5:00pm.

Submitted by Sylvia Jolet, Secretary

---

## **GSAQG Guild Meeting Minutes**

April 12, 2014

President Ida Blankenship called the meeting to order at 10:00am. All guests and members were welcomed. The minutes of the last meeting were approved as published in newsletter. Cathy Wallace was presented a Calico Rose for her assumption of chair duties at ITC during Kay Allison's illness. She also had a special San Antonio quilt exhibit approved to be included in an upcoming quilt exhibit. Ellen Hernandez was presented a Calico Rose for her special articles published each month in Guild's newsletter on some aspect of quilt history. The Sherry Allred Grant for a Summer Retreat scholarship was awarded to Ellen Hernandez.

There were 5 calls to guild's phone during the month. The current balance of Guild funds is \$63,926.58. Carol Bryant shared information about the Round Robin Bee held each month on the 3<sup>rd</sup> Tuesday evening at Creative Sewing at 6:00 in the evening. Glenda Harris announced that the Summer Retreat is now full, but a waiting list will begin. Linda Ethridge reviewed the location and the need for quilts for the September 27, 2014 Quilt Auction. There will be a short meeting of committee following general membership meeting today. Bernie Farris, Bee Keeper, asked that all new bees submit information on name, meeting place and date, and a contact person to her for record. Raffle quilt is going well with a few more applique parts to be completed.

Dea Jae Shore displayed the guild's website for the members to show some site navigation key components to enhance the members' experience. She also asked for members who do quilt work for hire to submit their names and contact information for the website.

Rebecca Cook explained the process for the Eleanor Wright Grant scholarships. Everyone will pay the class fee in advance and a random

selection will be made for scholarship recipients who will be reimbursed at class time. Gail Dickman and Carol Rouse drew Golden Carrot award and the winner was Sonja Koons. Gail discussed the room set up for the workday to follow today's meeting.

Sherry Durringer announced that the Quilt Angels would not be meeting this month. Carol Steely reviewed the voting process for the Dog to Puppy Contest. Mary McCarthy and Ellen Hernandez will be gathering information for the Save our Stories project for the Quilt Alliance. More information will be available soon on this project. Linda Kirk reported that there were 274 hours recorded for quarter on Bright Hopes activity. Bureson Elementary still needs a reader on Wednesdays.

Ida welcomed Debarette Banks as a new member. There were 102 members in attendance today and \$3.00 in name tag fines. No Old Business. New Business included a request from Food Bank for donations and totes for their use in distribution of food. Youth Alternatives sent an invitation to a dinner for guild representatives. Anyone interested should contact Charlene Carroll.

Meeting adjourned at 10:50am.

Submitted by Sylvia Jolet, Secretary

---

## **Quilt Project Committee News (commonly called QPC)**

(This committee provides members an opportunity to try new techniques or just practice what they know.)

We had another fun and productive work day. For QPC, 1 top was bound, 2 tops were completed, and progress was made on 7 more, plus 4 more were laid out (just to see how they would look -- there are more blocks to make.) Thank you to those who worked on these.

Door prize winners were: Sandi Price, Mary McCarthy, Vonnie Maglante, Sherry Durringer, Gail Dickman, Kathy Reynolds, and Charlotte Pittman. If you were not there to pick up your prize, I will have them at the May meeting.

New projects are planned, so be sure to check the QPC table at each meeting.

# Treasurer's Report

For the Three Months Ending March 31, 2014

	YTD Actual	2014 Budget
<b>REVENUES</b>		
Interest		\$ 500.00
Savings	1.91	
CD Interest	15.90	
Other income	1.89	1,000.00
Magazine Sales	103.00	450.00
Namelage fines	7.50	25.00
Newsletter Postage	90.00	50.00
Contributions	2.00	
Dues - Membership	948.00	5,000.00
Pins	79.00	
Newsletter/Directory Ads	1,440.00	1,000.00
Quilt Show		500.00
Mini-Retreats		1,200.00
Workshops	1,355.00	4,000.00
Retreat - Summer	4,025.00	8,000.00
Retreat - Winter	8,334.55	8,000.00
Houston Bus trip		2,400.00
Auction		20,000.00
<b>Total Revenues</b>	<b>\$16,403.75</b>	<b>\$52,125.00</b>
<b>EXPENSES</b>		
<b>Administration:</b>		
Administration	\$ 284.80	\$ 4,800.00
Equipment Purchase		\$ 1,000.00
Charitable Contributions		
Janitorial	\$ 50.00	
Sunshine & Shadows	\$ 18.40	\$ 75.00
Memorial Quilt & Bios		\$ 25.00
Permanent Quilt collection		\$ 50.00
Door Prizes		220.00
Telephone		100.00
Storage facility	825.00	3,300.00
Rent (Meetings)	525.00	2,100.00
Rent (Workshops)	140.00	560.00
Rent (Mini retreats)		560.00
<b>Membership expenses:</b>		
Membership supplies	60.38	50.00
Newsletter/Directory printing	338.88	1,000.00
Postage	142.57	500.00
Webpage	251.35	300.00
<b>Quilt Show</b>	<b>421.02</b>	<b>1,000.00</b>
<b>Community activities:</b>		
Bright Hopes	422.89	1,000.00
Storybook Quilts		400.00
Community Outreach		
Community Education		200.00
Quilt Angels		250.00
ITC		50.00
<b>Membership services &amp; activities:</b>		
Sherry Alfred Grant		325.00
Ethel Howey Grant	1,000.00	1,000.00
Library	99.88	300.00
QPC	43.98	350.00
Video Library	62.79	250.00
Programs	1,127.13	5,000.00
Workshops	809.00	2,500.00
<b>Self-sustaining activities:</b>		
Mini-Retreats		640.00
Retreat - Summer		8,000.00
Retreat - Winter	8,121.78	8,000.00
Houston bus trip		2,400.00
Auction	129.26	10,000.00
<b>Total Expenses</b>	<b>14,874.11</b>	<b>56,305.00</b>
<b>Net</b>	<b>\$ 1,529.64</b>	
Ending Jefferson Operating	\$ 4,844.94	\$(4,180.00)
Ending Jefferson Savings	9,749.14	
SSFCU CD's & savings	37,264.64	
SSFCU Wright Class CD	12,067.91	
<b>Total Guild Funds</b>	<b>\$63,926.63</b>	

Cynthia Shutt, Treasurer

# Programs

Registration for the June classes will continue at the May guild meeting if there is space available in the classes. The final sign up for the Esterita Austin classes will continue until May 10th. However, class space is limited for both her Friday and Saturday classes. The Friday class will be the "Sheers to You" Class (\$35.00 fee) and the Saturday class will be the half day "Painting for Illusion" (\$25.00 fee). Supplies lists will be available after signing up. All classes must be paid for at the time of registration. Members can pay by cash, check, or credit card.

The topic of Esterita Austin's lecture for June will be "Classic Rock". Her website describes this as:

*Classic Rock - Join Esterita for a humorous look at her journey from her beginning art experiences to the present. This power point/trunk show zips along as it illustrates how she grew the seed of a concept into bold design themes. The focus is on the power of value over color in constructing dramatic compositions. With her generously dispensed tips you'll be inspired to run back to your stash and fuse your own thread of an idea into a WOW fabric composition.*

Friday = «Sheers to You» - Sheer fabrics are the building blocks for a translucent shimmering still life that will glow and sparkle while adding depth to your fiber art piece. Create crystal goblets and bottles and see the possibilities when new shapes and colors are created by simply overlapping transparent fabrics. Mono-printing and various manipulation techniques will be incorporated to make a "WOW" still life. Add more creative tools to your fiber art repertoire. **There is a \$35.00 kit fee for this workshop and additional supply list that will be given at registration.**

Saturday - "Painting for Illusion" - No painting experience necessary - No sewing machine. Don't have the right fabric? Pieces not blending together well? Need a detail, a shadow, a highlight? Embellish and enhance your quilt top with paint. Learn simple techniques that will bring 3-D life to your quilt image. In the first half of this class you'll put together a small fused quilt of a still life and in the second half use it as your canvas to apply textile paints. **There is a \$25.00 kit fee for this workshop and additional supply list that will be given at registration.**

August 2014 Speaker is Margie Lawrence from REtreats by Margie. [www.rr-retreats.com](http://www.rr-retreats.com). Her lecture will be titled "The Do's and Don'ts of Round Robins".



**Memorial Quilt**

Thank you to the following people who have made blocks that have been added to the Memorial Quilt:

In memory of Kay Fennel by Linda Nash

In memory of Kris Thomson by Dea Jae Shore



**Special Awards**



Calico Roses were awarded to Cathy Wallace and Ellen Hernandez



Cathy has stepped into the leadership of the ITC quilters while Kay Allison recuperates. She has also had her grant proposal accepted for a stand alone quilt exhibit at ITC.



Ellen has written our wonderful Pieces of the Past articles. Notice this month is the 49th. She was also the winner of the Sherry Allred grant so summer retreat here she comes

**Save Our Stories**

The Quilt Alliance, [www.allianceforamericanquilts.org](http://www.allianceforamericanquilts.org), has a project called Quilter's Save Our Stories. It is sometimes referred to as Q.S.O.S. A quilter is asked to do an interview about one of the quilts she/he has made and about the story of how they came to quilting. They are also asked about their thoughts on the place of quilts in society. The interview is about 45 minutes long and is recorded digitally. A photo of the quilt is taken also. The interview is transcribed and sent along with the photo to the American Folklife Center at the Library of Congress. The interview can be seen later at the Quilt Alliance website. For an idea of what goes on, visit the Alliance website, select Projects at the top of the page, then scroll down to the videos and select one

The guild has decided it is time to capture *our* quilters' stories. Mary McCarthy and Ellen Hernandez are going to undertake this task. At the meeting in May there will be a mock set up of an interview in one of the side rooms of the church hall. This will be a time for questions about the Q.S.O.S. project. In July the interviews will begin. Ida Blankenship, Lois Beauchamp and Bernie Farris have graciously agreed to tell their stories then. If you would like to help with this project please



**Documenting, Preserving and Sharing  
The Stories of Quilters Since 1999**

## Dog to Puppy Entrants



## COMMITTEES

Advertising	Nancy Beasley	685-2345	Photographs	Charlene Carroll	325-6870
Archivist	Dea Jae Shore	590-3013	QPC	Carol Rouse	699-9363
Bee Keeper	Bernie Farris	695-4323	Summer Retreat	Glenda Harris	699-0030
Bright Hopes	Carol Steely	804-920-3637	Winter Retreat '15	Barbara Sumlin	436-5884
Community Ed	Kitty Janiga	710-1909	Secret Sisters	Melissa Allo	681-5722
Folk Life Festival	Kay Allison	733-1744	Storybook Quilts	Linda Kirk	647-4844
Institute TX Culture	Kay Allison	733-1744	Sunshine&Shadows	Melanie McInnis	219-2365
Library-Books	Jeanette Jay	219-8880	Videos & DVD's	Jackie Randall	492-8073
Magazine Sales	Lynn Komada	492-6794	Webmistress	Dea Jae Shore	590-3013
Membership	Gloria Hammond	590-6406	Member Sign In	Kitty Janiga	710-1909
	Cathy Baisley	823-3977	Youth Alternatives	Sandra Lowell	512-484-1307
	Adrean Thomas	228-424-6002	Houston Bus Trip	Charlene Carroll	699-8798
Guest Welcoming	Terry Hooge	279-6458		Sandra Lowell	512-484-1307
	Lani Nunley	680-4182			



### Golden Carrot winner

Golden Carrot winner was Sonja Koons

Each time you turn in a project to Bright Hopes, Storybook Quilts, Auction, or Quilt Projects Committee, you are given chances to win this prize. (Note: be sure to sign your name on the white side

of each ticket you receive! We'd hate to draw a blank ticket or one that we can't read the name. If they are stapled together, remove the staple and sign each one.)





## Pieces From The Past by Ellen Hernandez

### 5.14 Pieces of the Past, 49: Patchwork in Vintage Photographs Ellen Hernandez



Thanks to the invention of the camera in the 1830s, we are able to take a glimpse of the everyday use of quilts. By 1850, photography had become so popular that cities such as New York had over 70 studios. Artists were hired to hand paint backdrops using tempera paint or chalk onto cotton fabric. These elaborately designed backdrops gave the illusion of furniture, equipment, and locations such as these women 'sitting by Niagara Falls'. Quilted items were sometimes included in photos as props. They may have been owned by the family, but could also have been part of the studio supply.



As the population migrated West, so did the photographer. Limited in what they could carry, backdrops were usually not taken. Since lighting was an issue, most people were photographed outside. They often brought out their prized possessions to be documented, such as furniture or a sewing machine. A family quilt might have been nailed up on the house or barn, becoming a unique backdrop.



Collectors of vintage photographs look for various types of prints. Daguerreotypes are the oldest, from 1839-1860. It was not unusual for families to take post-mortem photos. The deceased was positioned and surrounded by personal items. This post-mortem daguerreotype of a child with a quilt was recently listed as one of a pair for sale on eBay for \$6,500. Ambrotype, from 1854-1860s, used glass for a negative image. Tintypes, from 1856-1900, used a plate of iron instead of glass. They were the most popular as they were cheap and easy to produce. Carte-de-visite were made on cardboard.

Then came cabinet cards, photo postcards, and silver gelatin photos known as black and white glossies. Hand tinting was possible even in early photos, but it was expensive and difficult, often showing up only as rosy cheeks and lips.



Check out the Bring and Brag items at  
[www.sanantonioquilt.org](http://www.sanantonioquilt.org)

Click on the services drop down menu and  
 the on the Bring and Brag link



## Copyright Concerns

by Kris Driessen

The subject of copyright as it applies to handmade items is a subject dear to the heart of someone who is making a living through their creative efforts. They count on the copyright laws to protect the distribution and use of their work as well as their income by giving them the exclusive right to control the reproduction of that work.

For work to be copyrighted, it must be significantly original, unique and distinctive. An item or a technique so common it can be considered in the public domain\* cannot be copyrighted. Facts and ideas cannot be copyrighted, but the way they are expressed can.\*\*

*Copyright infringement* occurs when a person copies someone else's copyrighted item without permission. To have a copy is not to have the copyright. For example, you can photocopy a pattern to cut up or mark so you don't ruin the original but not to give to a friend so she doesn't have to buy one. This would result in a loss of income for the author. It doesn't matter if the pattern is no longer

available, or if you do not charge for the copy. It is also copyright infringement if a person's creative effort is photographed and published without permission. The creator's ability to profit by a sale of that photograph has been damaged.

It is not copyright infringement for you to use a pattern, however. It was the "reasonable expectation of use" by the designer so permission is implied. Many books and patterns will give permission "for personal use and non-profit use only." This means you can make an exact or a close item from the pattern and keep it, display it in your home, give it to a friend or sell it. You cannot mass produce items from the pattern and sell them commercially. For example, Lazy Girl does not allow their purse patterns to be used to make items for resale. This copyright restriction also covers making a derivative item - such as a line of postcards or notepaper - and selling them.

If you make an exact copy or a close adaptation of an item from a pattern or book, the designer still owns the copyright on your work. You must ask that designer for permission to publicly display it even if there is no financial benefit to the display. This includes anything you make that is based on that pattern's design - such as a painting or a cross-stitched item from a quilt pattern. Changing the color scheme or size, or using a different medium, does not transfer the copyright to you. You would need to change the design enough so that it is not similar to the original. (There is no percentage rule - that is a myth.)

In 2009, greeting card designer Kimberly Shaw filed [copyright infringement lawsuit against Fabri-Quilt, Inc](#) after discovering 4 of her designs printed on Fabri-Quilt's "Victoria's Tea Room" fabric line. A similar thing happened to [designer Tula Pink](#). Designer Paula Nadelstern won her 2007 copyright lawsuit against Couristan after they copied a design from her [Kaleidoscope and Quilts](#) book to create a carpet in the Houston Hilton.

A technique (such as a unique way to create half square triangles) can not be copyrighted so you may use another person's technique



to create a unique design of your own.\*\*\*

Copyright DOES cover a written explanation of any technique, however. You cannot copy, in part or in whole, the written explanation of a technique for other than personal use.

Techniques MAY be patented or trademarked. That's a completely separate issue. You can apply for a patent if your technique is new, involves an inventive step, and is capable of industrial application. Betty Cotton was able to patent a method of making a French seam in her Cotton Theory quilts. Marge Murphy's shadow Trapunto with yarn is patented.

*The fair use exception to copyright* was created to allow comment and educational opportunities with regard to a creative effort. For example, a school may choose to use a portion of a creative effort as an example of the use of color. Fair use should utilize only a small portion of the total item and should always be attributed. Fair use does not allow the reproduction of an item, or the ability to publish a pattern of it without the designers

permission as that would harm the ability of the author to gain profit from its sale.

It is always best to give credit where credit is due. If you create a work based on someone else's design or technique, mention that in the label or display information. What goes around, comes around - someone may be inspired by YOUR work.

Read more: <http://quiltbug.com/articles/copyright.htm#ixzz2z4B8ZWvM>



**The Spinning Wheel**  
PO Box 310845  
New Braunfels, TX 78131

**Darlene Dahlman**  
830-609-3835

Working Studio Specializing in Unique Combinations  
of Knitting, Quilting & Machine Embroidery

[www.TheSpinningWheelTX.com](http://www.TheSpinningWheelTX.com)      [lavender@GhezDarlene.com](mailto:lavender@GhezDarlene.com)

Visit our website & register for updates concerning our  
**Knitting, Quilting & Machine Embroidery Event** at  
the New Braunfels Convention Center, May 9th & 10th 2014!

## Sew What?



**Sew everything at the Textile Studio**

**Textile Arts**  
**Fabric Painting**  
**Quilting**

**Crochet**  
**Knitting**  
**Embroidery**

**Fabrics**  
**Samplers**  
**Workshops**

**Memberships**  
**Societies**  
**Needle Arts**



**Uptown Blanco Textile Studio**  
830-833-1579 • [www.UptownBlanco.com](http://www.UptownBlanco.com)  
317 Main Street • Blanco, Texas 78606





To see the our extensive collection visit:

[www.urbanelementz.com](http://www.urbanelementz.com)

new braunfels . texas

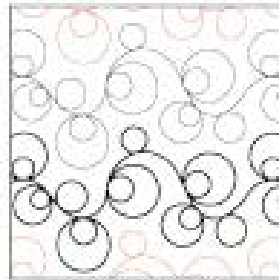
830.964.6133

urban elementz.



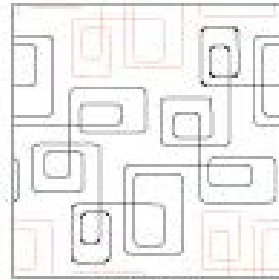
Animal Crackers

by  
Patricia E. Ritter




Double Bubble

by  
Patricia E. Ritter



Bauhaus

by  
Patricia E. Ritter



Wave on Wave

by  
Patricia E. Ritter

1000's of Distinctive Quilting Designs

available as paper and digital pantographs, design boards and stencils

## Creative Sewing Center

Let's do **Lunch at West Avenue** with Angie Steveson, designer of **"Lunch Box Quilts"**. Chose your **Lunch Box Design Pack**.

Angie will guide you through a 6 hr. hands on workshop using your machine while she demonstrates the techniques and accessories used to make the wall hanging or table runner from your selected design pack.

If you don't own an embroidery machine, call us for a Test Drive.

**Monday or Tuesday**

**10:00-4:00**

**June 9 or June 10**

**\$99.00**

which includes the Lunch Box Quilts design pack of your choice, lunch with the artist, and lots of chances to win door prizes. Fabulous, easy to create appliqué quilts done on an embroidery machine. ANY BRAND, ANY EMBROIDERY MACHINE, ANY DESIGN FORMAT (must have an embroidery machine with a 5"x7" hoop or bigger) You will love learning this quick and easy method



10242 W. Loop 1604 N Ste 108  
San Antonio, TX 78254

Mon- Fri. 9:30-6:00  
210-344-0791

11777 West Avenue @ Blanco Rd.  
San Antonio, Texas, 78216

Sat 9:30-5:00  
[www.creativesewingonline.com](http://www.creativesewingonline.com)



*A Quilter's Delight.*

*Simple Quilts*



*Valley Ranch*  
Retreat & Event Center



**BUSY FINGERS WORKSHOP**



JEANNETTE JAY  
DESIGNER / QUILTER

SAN ANTONIO, TEXAS  
210-219-8880

[busyfingerssa@sbcglobal.net](mailto:busyfingerssa@sbcglobal.net)

Look for my shop at [etsy.com](http://etsy.com) for quilters key chains, beaded charms, charm squares, and other quilt related gifts and supplies.

**Busy Bees Quilting**

*"Let the Bees Finish Your Quilt Top!"*  
[busybeesquilting.com](http://busybeesquilting.com) and facebook



**Jeana Kubik**

Gammill Statler Sticher Longarm Quilter

18002 Cerca Rejo Dr  
San Antonio, TX 78259  
(Near 281/1604 northside)

email: [info@busybeesquilting.com](mailto:info@busybeesquilting.com)

Call 210-394-7399 for appointment!

\*Non Smoking Home Studio



*The Best of Both Worlds*

**Open House &  
Fabric Sale**

**\$5 a yd quilt fabrics**

April 25-26 10-6

April 27 10-3

Check out our new web site calendar

10 new Daytime Classes

& Weekend Retreats

Book your retreat now!

**Honey Hill Retreat Center**

918 Madrona Ranch Road

Pipe Creek, TX (near Boerne)

[www.Honeyhillretreat.com](http://www.Honeyhillretreat.com)

210-764-9166

**Gone Quiltin'**

1115 Cedar Street

Bandera, TX 78003

830-796-4360

210-324-5668 - Cell

[DebraPavelka@gonequiltin.com](mailto:DebraPavelka@gonequiltin.com)



Specializing in Western & Uniquely Texas Fabric, sewing notions & patterns. We are a full service quilt shop in the heart of the "Cowboy Capital of The World"

Gammill Long Arm Quilting  
Machines and Supplies



**Greater San Antonio Quilt Guild, Inc**  
**P.O. Box 380522**  
**San Antonio, TX 78268**

**RETURN SERVICE REQUESTED**

---

**May Schedule**

**May 5 Board Meeting 3:00 PM**  
@ St. Andrew Church  
All guild members can attend and observe a board meeting

**May 10 Guild meeting 10:00 AM @**  
St. Andrew Church

**Board of Directors**

<b>President</b>	<b>Ida Tyson Blankenship</b>
President Pro Tem	Judith Miller
1st Vice President for Special Events	Carol Bryant
<b>2nd Vice President for Information</b>	<b>Dea Jae Shore</b>
3rd Vice President for Programs	Rebecca Cook
<b>4th Vice President for Services</b>	<b>Gail Dickman</b>
<b>5th Vice President for Community Outreach</b>	<b>Sherry Duringer</b>
<b>Secretary</b>	<b>Sylvia Jolett</b>
Treasurer	Cindy Shutt
<b>Term expires December 2014</b>	