

NEWSLETTER

Greater San Antonio Quilt Guild Inc.



GSAQG, Inc.
PO Box 892
Helotes, TX 78023
210-695-8737
www.sanantonkoquilt.org

September 9 Guild Meeting

Meeting called to
order 10:00
Business Meeting
Adjourn 10:40
Announcements
10:40
Door Prizes
Bring and Brag
10:50
QPC Presentation
11:10
Guild Services
11:15

PROGRAM
11:45

**STORYBOOK
QUILTS**
Ruth Felty

Upcoming Programs

- * OCTOBER
Sew Special
Quilt Shop
- * NOVEMBER
Ami Simms
Lecture &
Workshops
- * DECEMBER
Annual Pot-Luck
Celebration

Locals Score at New Braunfels



Susan Derkacz
Best of Show



Ruth Felty



Joyce Glessner

SUNSHINE AND SHADOWS

Our congratulations go to several of our members who won numerous ribbons at the New Braunfels show in July. They include Susan Derkacz, Ruth Felty, Caryl Gaubatz, Jane Hurly, Susan Johnson, Janet Sutton and Neva Williamson.

Pictured here is a selection of the prize winners. Sorry that we don't have pictures of all that earned ribbons, but we certainly are proud of our members' performance in this show.

]————[

PRESIDENT'S CORNER

Welcome new and returning members.

Thanks to Virginia Wright for chairing the Moving Committee and all the volunteers who helped move the Operations Center to storage.

Please remember the Style show on September 23rd. Carol Bryant can use your help. I will not be available as I will be on my way to Boston, Massachusetts for training. While in Boston, I'm going to try to visit some quilt shops since within 1 hour of Boston you can go to Rhode Island or New Hampshire and Vermont. I have looked and there are a lot of quilt shops up there.

Well my trip to upstate New York went great. The grass was really green. The

Continued on Page 2



Susan Johnson

PRESIDENT'S CORNER

Continued from Page 1

weather was in the 70's and we had rain on Friday and Sunday. This year the falls were flowing again. I went to the large 4 year reunion (all graduating classes) and saw people I went to high school with who were in different classes. Boy had some changed and some looked the same. It was funny to see the guys who had all the hair are now bald. After all it was 25 years. Friday, Saturday and Sunday was Party, Party, Party. Between parties I also visited Quilters Corner in Cayuga Heights and came back with some more material. I found they had beautiful dyed fabric and bought some. They also had a large block of the month which is 4 squares and you applique a flower. The finished square is almost 24". There are 10 blocks to this quilt. Their web page is www.e-quilterscorner.com. They had some beautiful christmas fabrics which I bought a few fat quarters. There is a great selection of fabrics, patterns, books and they also have classes available.

Well I'm on the road again to Dallas for UNIX training. I'll try and see if I can get to any quilt shops in Dallas since I will be there a week. I should be able to get to at least one shop.

See you at the September meeting.

Cathy

For anyone who missed the great hand applique lesson at the last meeting or needs further instruction, Jean Powell has offered to stay a few minutes after the September and October meetings to offer special help.

Kay

GREATER SAN ANTONIO QUILT GUILD BOARD MEETING

August 7, 2000

Board members present: Cathy Baisley, Garnette Hanson, Renee Bradley, Kay Allison, Nadine Darby, Ida Tyson Blakenship, Larry Beauchamp, Cathy Wallace, and Sylvia Jolet

President Cathy Baisley called the meeting to order at 7:15 at the Op Center.

The minutes of the previous board meeting were approved prior to the last general meeting.

Cathy announced that she will be out of the city from August 13 to 18. Garnette will be gone from August 18 to 31. Renee Bradley is the person to contact for emergencies.

Treasurer Garnette Hanson reported on expenditures for the past month. After discussion of receipts which are being turned in months late, Garnette moved that bills will be presented within 60 days after they are incurred or they will not be honored. The motion carried. It was suggested that members refer to Policy Statement # 22 in the yearbook.

Fumigation charges on the Op Center were discussed in answer to a question by Nadine Darby.

Larry Beauchamp reported on sign ups for Ami Simms' November classes. He asked for advice on scheduling months and times for workshops.

Sylvia Jolet reported that she, Nadine Darby, Virginia Wright, and Kitty Janiga have begun work on the process of nominations to be presented in September.

OLD BUSINESS:

Cathy Wallace reported on plans for storage of contents of the Op Center. A Packing Party is planned on Saturday August 19. Moving Day will be August 26.

Larry moved replacement of Article IV with the original submitted by the By Laws Committee and submission with changes to Articles III and VIII of the By Laws. The motion carried.

NEW BUSINESS: None

The meeting was adjourned at 8:30.

Kay Allison for Charlotte Keener, Secretary

Embroidery Retreat

Alamo Stitch & Sew is proud to bring you Husqvarna Viking Educators:

*Robert O. Decker
Carol Heidenreich
Debbie Nied*

for a special 3-day event with:
Sewing Classes, Computer Classes, Workshops
Husqvarna Viking Trunk Show, Sew n' Share Luncheon

Friday-September 29, 2000 to Sunday-October 1, 2000

Location: The Moyer Center — Castroville, Texas

Cost: \$350.00


(includes dorm style bed and meals! - room upgrades available)

**for more information please call 210-657-9595, 210-737-7676
or toll free at 1-800-206-9834**

Please come to our store to learn more about this fabulous event and pick up a booklet which allows you to choose your classes.

 **Husqvarna**

VIKING

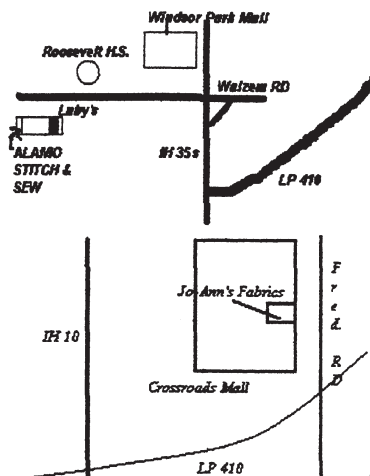


Alamo Stitch & Sew

<http://members.aol.com/alamosns>

Alamo Stitch & Sew
5317 Walzem Rd
(Down from Luby's)
210-657-9595
800-206-9834

Alamo Stitch & Sew
CrossRoads Mall
Inside JoAnns Fabric's
210-737-7676



We repair all makes and models:

sewing machines
embroidery machines
sergers
scissor sharpening

Basic service starts at \$39.95

Proposed additions and revisions to the By-Laws

Upon review it has been determined that a portion of the new By-Laws as submitted by the By-Laws Committee was not published as part of the proposed revisions in the May newsletter. Since the vote on the By-Laws was to approve "as published" a significant portion concerning officers, terms of office and election of officers has not been approved.

In addition your Board of Directors feel that two other articles need to be slightly revised to reflect the expressed desires of members and to clarify certain procedures.

Therefore the following revisions to the By-Laws are proposed. Voting on these revisions will be at the September meeting. Changes are listed in **bold** type.

ARTICLE III

Section 1 Classification

There shall be **five** classes of members.

(Add the following)

D. Charter. To qualify for Charter membership any person must have been a Guild member at the end of its first year of operation (May 1980-May 1981).

E. Lifetime. To qualify for Lifetime membership any person must have been a co-founder of the Guild or other individual approved by the Executive Board.

Section 2 Dues

- A. Regular Members. **Dues shall remain at their current level unless a change is recommended by the Executive Board.** Upon recommendation of the Executive Board, the amount of dues for Regular members for the **second calendar year following approval** shall be determined by a majority vote of the members **present** at the November meeting. **(Strike last sentence of existing paragraph)**

Add sections D & E

D. Charter. The amount of dues for Charter members shall be the same as described in A, B, or C above.

E. Lifetime. Lifetime members are exempt from paying dues.

Paragraphs D, E, F and G are re-designated F, G, H and I.

ARTICLE IV

Section 4 Term of Office

Change Section number to **6** and title of section to: **DUTIES OF OFFICERS**

ADD NEW SECTION 4 Term of Office (omitted from original publication)

- A. The two year term for elected officers shall begin in the year of their election at the conclusion of Unfinished Business at the first Executive Board meeting following the annual meeting.
- B. The Parliamentarian shall serve for a term of one year.

Continued from Page 4

- C. The President, Second Vice President for Newsletter, Fourth Vice President for Services, Fifth Vice President for Community Outreach and Secretary shall be elected in even-numbered years.
- D. The President Pro Tempore, First Vice President for Special Events, Third Vice President for Programs and Treasurer shall be elected in odd-number years.
- E. A current Executive Board member shall not be eligible for another office until the current term of office is completed.
- F. A member shall not hold more than one elected or appointed office at the same time. Other positions in the Guild may be filled by Executive Board members

Section 5. Vacancy. A vacancy in the office of President shall be filled by the President Pro Tempore; a vacancy in any other elected office shall be filled for the unexpired term by the Executive Board. In the event vacancies occur at the same time in the offices of both the President and President Pro Tempore, the First Vice President for Special Events shall immediately notify all members of the Executive Board and, within five (5) days, call a meeting for the purpose of selecting a new President.

Section 6. Duties of Officers. (formerly listed as Section 4 - Terms of Office)

ARTICLE VIII COMMITTEES

Section 1 Standing Committees
(Delete current language and substitute the following)

Section 1 Standing Committees. Standing committees of the Guild shall be established by the Executive Board and announced in the January Newsletter for the current year. Once established a standing committee shall continue until removed by the Executive Board.



The Institute of Texan Cultures is enlarging their "Tex-Kit" on quilting. A "Tex-Kit" is a box of resources that an

ITC Docent takes on outreach calls to help tell the story of Texas. They would like a larger assortment of quilt squares. If you have any odd squares that you can not use, Lucille Shean is collecting them. They can use anything that is an example of quilting. Bring them to the September meeting or mail them to Lucille.

SNIPPETS ALERT

Southwest Arts and Craft Center does not need any more of our snippets for making paper at this time.

Ledenham Sewing Machine Co.
 Sales, Service & Parts



Cecil & Peggy
 Owners



(formerly located in Joske's)
 2107 Vance Jackson
 San Antonio, Texas 78213

732-6309
 Office & Fax



Lest you forget!! fashion show - september 23

1. Call **Linda Sides** for tickets at 805-9090
2. Entry forms due September 1 - Garments due September 16
(*Note on your entry if garment is for sale)
Carol Bryant at 479-8611 or Sylvia Heck at 438-1141 for details

3. On September 16 bring your finished garment to Carol Bryant, 1722 Eagle Meadow between 9am and Noon. WHERE IS THAT?, YOU SAY? Find your way to the corner of **Bitters** and **Blanco**. Go north on Blanco (that's towards 1604) to the first **left** turn on to **Deer Crest**. Climb the hill to the **second left** and turn on **Eagle Meadow**. 1722 is the **6th** house on the right. It is a white stucco house with green trim.
4. Models...follow the same directions to come for fittings between 11am and 1pm on the same day, September 16.


SEVENTH HEAVEN QUILT SHOP
6706 NORTH NEW BRAUNFELS
SAN ANTONIO, TEXAS 78209
210-822-9980



2500+ bolts of beautiful fabric
 200+ books and patterns
 notions * batting * classes
 professional machine quilting



authorized Singer and Elna dealer
TAKING CARE OF QUILTERS SINCE 1990!

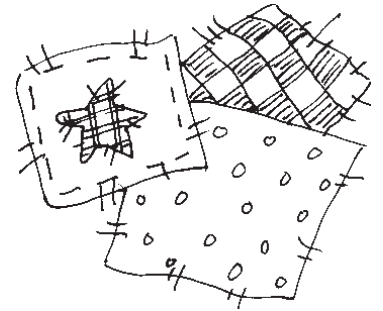


2001 Quilt Show Reach for the Stars

You are invited to come to the Quilt Show meeting Monday, Sept 11, at 7:00 PM located at Shoney's (I35 and Walzem) we will eat and talk.

This meeting is for the show chairs and **anyone interested in filling one of the vacancies:** Boutique, Guild Sales, Raffles Sales, Volunteer Coordinator (with a new job description for this show) and a new position of Show Treasurer. I will introduce the chairs, go over the time lines, discuss the judging categories, the prices we will charge next year, and ask for budget input. If none the budget will be based on last year. If you have any questions contact me, Loveta Fowler at 945-8230.

QUILT PROJECT COMMITTEE (QPC)



Come join us behind the scenes in preparing the kits, finishing and setting blocks. For the next two months (September and October) we will have QPC after the Saturday Guild meeting. Plan to stay an hour or two. If you like using your machine bring it, if you like to cut bring your rulers, mat, and cutter. If you like to write bring your pad and pen. We have jobs for all skill levels. What we need is willing hearts and hands. If you have any questions contact Carol Rouse at 699-9363, or Loveta Fowler at 945-8230.

Grome's Sewing

684-0376

4719 Manitou 1blk So. of 410 off Callaghan

*"Keeping San Antonio
in Stitches"*

50th

1950 ANNIVERSARY 2000

Hey Megan did you know Grome's is celebrating 50 years & National Sewing Month.


No I am not on their mailing list.

That's too bad, Because their having a 30% off sale September 16th to celebrate.

Wow! that's Good News I hate to miss a sale. I'll have to call Grome's and get on their list.

EQ4

"ELECTRONIC QUILT" begins in September, Call for info.



Fashion Show Models Needed!

We still need models for the fashion show in September! Call Cathy Wallace, 698-0269, to sign up. It's a only one-day gig, but, who knows, your career could take off from there! Don't be shy!

Many thanks to Linda Knieriem for bringing in such lovely garments from past shows for everyone to see at the meeting. Her intricately quilted white skirt was shown, as well as a finely-made skirt and jacket by Ethel Howey, and, of course, THE CAPE! I had only heard the stories of this beautiful cape until the August meeting! The workmanship on each of these garments was exquisite! I hope all of you got a chance to look at them closely to see all those tiny stitches!

Be sure to get your tickets for the fashion show from Linda Sides or Carol Bryant You wouldn't want to miss the Kaleidoscope of Fashion!



Sew Special Quilts - Bernina

The Market at Boerne Stage

24165 IH-10 West

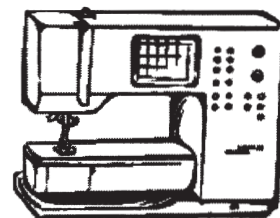
San Antonio

210-698-6076

Fabrics, Notions,
Books & Patterns

Quilting & Sewing Classes

Help with all your sewing
and quilting needs.



Bernina Sales , Service & Classes

Greater San Antonio Quilt Guild, Inc.

Treasurer's Report

July 31, 2000

Beginning Jefferson Operating	\$12,572.33
Beginning Balance (Jefferson Reserve)	\$26,967.49
Beginning Balance (Total Guild Funds)	\$39,539.82

INCOME

Dues - Membership	\$148.00
Interest	\$74.44
Newsletter/Directory Ads	\$195.00
Other	\$224.80
Retreat - Summer	(\$250.00)
Style Show	\$575.00
Workshops	\$595.00

Total Income **\$1,562.24**

EXPENSES

Administration	\$1,238.16
Auction	\$750.25
Bus, Houston	\$100.00
Facility	\$1,461.31
Newsletter/Directory	\$521.91
Photography	\$33.90
Programs	\$549.55
Rent (Meetings)	\$150.00
Retreat - Summer	\$7,514.20
Retreat - Winter	\$300.00
Style Show	\$77.06
Telephone	\$46.38
Workshops	\$650.00

Total Expenses **\$13,392.72**

Net Income **(\$11,830.48)**

Ending Jefferson Operating \$667.41

Ending Jefferson Reserve Balance \$27,041.93

Ending Total Guild Funds \$27,709.34

Garnette Hanson
Treasurer

WHAT WOULD YOU LIKE AMI TO DO?



We have scheduled Ami Simms for a lecture on "Photo Quilts" at our November meeting. Next month she is publishing a new book called "Picture Play Quilts" with some unusual ways to make quilts for children. We can change her November subject to these new designs. Please let me have your opinion on which you would like to hear! Details on the new book are listed below.

Larry Beauchamp



What's a Picture Play Quilt?

They're quilts with "conversational" fabrics. As the name implies, the fabric inspires conversation. It has pictures of things you can name: windmills, penguins, basketballs, dogs, stars, or a thousand other things. Also called "novelty" fabric, the images may be faithful to real life counterparts, pure fantasy, or somewhere in between!



Picture Play Quilts, by Ami Simms, shows you how to make 15 terrific quilts, step-by-step.

Virtually eliminate fabric waste with OTF (Off The Floor) Patchwork as you create borders and backs with pizzazz! It's tons of fun.

Make the world's first re-arrangeable quilt. That's right, you can move patches around AFTER the quilt is finished. No kidding! Think of the possibilities!



Discover Doodle Quilting, the easiest continuous line machine quilting there is. Let your quilting motifs be as individual as you are.

Best of all, learn games to play with the special children in your life to teach them language skills, encourage creativity, and build self-esteem. This could be the most rewarding quilt you ever make!

THANK YOU ALL!!!

Lillis and Fred Atchley, Cathy and Barry Wallace, and Barbara Harris of Granby Quilts provided the NPR (National Public Radio) with quilting demonstrations for their membership appreciation night at the Witte Museum on July 21. Lillis braved the heat to wear her hand-sewn period costume! Fred surprised visitors by telling them how he did all the elaborate beading on his shirt himself! We all talked about the quilts we brought. . Oh, yes, Barbara, Lillis, and Fred did a little dancing, too!

There was music, fun, lemonade (and dinner!), and lots of people who wanted to learn about quilting! We had a shady spot and weren't nearly as hot as the blacksmiths demonstrating at another cabin! We all got to meet Barbara, the organizer, who is a treat to work with!

Any time the guild makes a request for volunteers for one of these events, I highly recommend that you jump at the chance to participate. We sewed a little, talked a little, and smiled more than anything! We all can do that! Next time, join us! There's always room for a few more people and a little more fun!

ATTENTION BEAD FANS!

The San Antonio Bed and Ornament Society, SABOS, is hosting a Jewelry and Gift Event on October 28 from 9:30am to 5:30pm at the Live Oak Civic Center. They are offering the members of our guild and the Fiber Artists the opportunity to rent a table to showcase and sell finished items

Tables start at \$20. You must be a member of SABOS to rent a table or booth. If you are not a member you may join for \$15.

Membership and vendor forms are available at Textures Gallery on McCullough or for more information you can call Pancho Knutson at 348-6297.

This event will be held in the display room to the right off the lobby. Note that there will be no loose beads, only finished items. If you have nothing to sell you might find that it is an opportunity for some early Christmas shopping.

ADDRESS CHANGES:

Chick, Patti pchick@moment.net
383 Chick Ranch Loop
Blanco, TX 78606-9762 same phone

Perry, Algine jimalgine@yahoo.com
7310 Clear Rock Dr.
San Antonio, TX 78255-1154

y2k LUCKY 13



Everyone says that this year's Summer Retreat was the best ever! I sure hope so! The food was very good and the two men taking care of us were very nice.

The Card Trick quilt top was finished by Wednesday and everyone thought it was great. The Bring and Brag was very good and everyone made some beautiful things.

They all liked the way we did the door prizes this year. We had some very nice ones. Hope that next year is going to be as much fun as it was this year.

Lois Reeh

Houston, here we come!



The Houston bus is gassed up and waiting to load. We will depart from Trinity United Methodist Church Saturday, Nov 4, 2000. Departure time is scheduled for 0645. Due to bus rate increases, the cost of the trip will be \$30 this year, which includes your show entry ticket. To secure your seat, checks made payable to GSQGA may be mailed to:

Janet Rutherford
 16431 Strong Box
 San Antonio, TX 78247

Due to my schedule, I'm not sure when I can make guild meetings, so, please send the payment to the house. My phone number is: 490-2237, and the machine is always on if I'm out on the bike.



Hancock Fabrics

Prices good til September 30th 2000!

SEPTEMBER BUYERS CHOICE

Unique Stitch

Sewing with a tube. No needles* no thread
 fast drying* washable adhesive* bonds fabric to fabric.

\$2.79 ea

- 938 Bandera Rd.....432-7824
- 4734 Eisenhower Rd.....656-9292
- 7046 Bandera Rd.....681-4322
- 2241 N.W. Military Hwy.....349-9945
- 2261 Nacogdoches Rd.....656-8242
- 15048 San Pedro.....4909233
- 509 Fair Ave.....533-4730

Entire stock

Craft



Quilting Books

Buy 2 at regular

price and

get 1 free!

America's Fabric Store!

Creative Sewing Center - Bernina

Sales

- Bernina
- Pacesetter
- By Brother
- Used machines

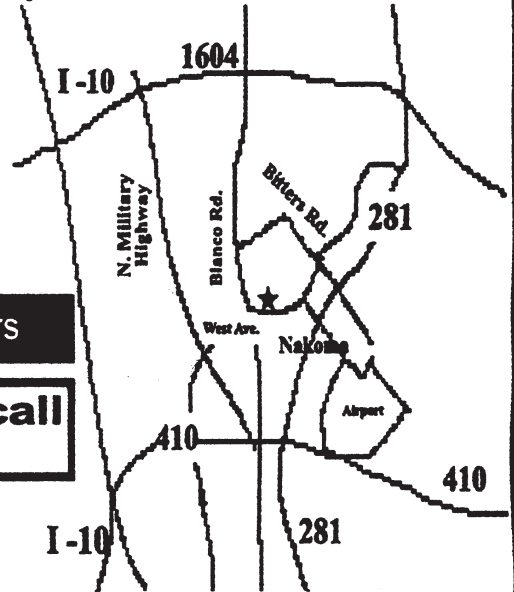
Service

- Singer
- Kenmore
- Babylock
- Most brands

Classes

- Quilting
- Garment
- Kids
- Wearable Art

Open Mon.- Sat. 9:30-6:00 Sun. 12:00-5:00



Free Instruction with Purchase of Machines and Sergers

San Antonio's
Prestigious Quilt Shop

in San Antonio call
344-0791

11777 West Ave. @ Blanco

toll free 1-877-331-7862

DID YOU KNOW?

When basting a quilt measure your quilt top length and width. Add 4 inches to each measurement for backing size and 2 inches to each measurement for batting size. Your top may stretch some in quilting and this insures that you will have enough backing and batt to cover your top.

Baste around the quilt top 1/4 inch from the edge through all three layers. After basting fold your backing over batt up to the edge of the quilt. When pinning to the quilt frame pin only backing and batt to the frame. Do not pin into quilt top. Then tears, which happen, will not be in your quilt top. Trim edges even with quilt top before binding.

NEWSLETTER INPUT

**DEADLINE: Midnight Monday,
September 11
(the Monday after Guild Meeting)**

Send to Larry Beauchamp, 3402
Clearfield, San Antonio, TX 78230;
or e-mail to jlarry@webcombo.net



MISSION VALLEY
FABRICS DIVISION

**PLAINS COTTON
COOPERATIVE ASSOCIATION**

Joy Schriewer
Manager
"A stitch in time..."

MILL RETAIL OUTLET
Coral Cottons

490 McKenna & Porter Streets • New Braunfels, TX 78130
(830) 620-4607 • FAX (830) 620-1590
<http://www.missionvalley.com>

What's going on?

THROUGH NOVEMBER 14

Quilts of Color, Texas Folklife Gallery, 1317 Congress Ave., Austin, TX

SEPTEMBER 8 & 9—Quilt Tulsa 2000, "New Beginnings from Old Traditions," Tulsa Convention Center, 6th & Houston. PO Bos 35021, Tulsa, OK 74153

SEPTEMBER 8 TO 10—Fabric of our Cultures Quilt Show, Victoria Community Center, Victoria, TX, see www.ccvtx.org

SEPTEMBER 17 & 18—Plantation Quilters Celebrate the Century, 1317 Congress Ave., Austin, TX

SEPTEMBER 22 to 24—Festival of Quilts, Arlington Community Center, Arlington, TX

SEPTEMBER 23 & 24—Shades of Texas Quilt Show Contact: Joyce Mayer, 554-2674, Killeen, TX

SEPTEMBER 23—Greater San Antonio Quilt Guild Fashion Show, Adam's Mark Hotel, San Antonio, TX

SEPTEMBER 24 & 25—Buzy Bee Quilt Show, Post Oak Community Center, FM 2127, Post Oak, TX

SEPTEMBER 25—Marathon Quilters Purple Sage Show, Community Building, Second and D Streets, Marathon, TX

SEPTEMBER 29 TO OCTOBER 1

Austin Area Quilt Guild Show, "Texas 2000: A Quilt Odessey," Crockett Center, 6301 Hwy 290, Easy Austin, TX

NOVEMBER 2 TO NOVEMBER 5

International Quilt Festival, Houston, TX

GSAQG Chairpersons

Advertising	Barbara Wofford	736-9810	Photo	Rosa Lee Clary	824-2707
Archivist	Sherry Allred	656-0237	Publicity	Carol Rouse	699-9363
Auction 2001			QPC-AM	Loveta Fowler	945-8230
Bee Keeper	Virginia Wright	641-9604	QPC-PM	Carol Rouse	699-9363
Bright Hopes	Kitty Janiga	622-9522	Quilt Show 2001	Loveta Fowler	945-8230
Bring & Brag	Nancy Klæmer	655-6184	Retreat January 2001	Garnet Szurek	599-6544
Facility Fund	Jeannette Jay	924-2451	Retreat July 2001	Trina Horvath	494-0844
Community Ed	Betty Tope	696-4138	Secret Pal	Elaine Staller	822-8338
Folk Life Festival	Lucille Shean	696-1879	Style Show 2000	Carol Bryant	479-8611
Houston Bus Trip	Janet Rutherford	490-2237	Sunshine & Shadows	Valerie Arcement	349-4456
ITC	Lucille Shean	696-1879	Videos	Mary Ruth Flores	694-6059
Library	Mary Ruth Flores	694-6059	Viva Botanica	Charlotte Keener	490-2312
Magazines	Carol Rouse	699-9363		Nadine Darby	674-7639
Membership	Gloria Hammond	590-6046	Webmaster	Marilyn Bellows	680-9229
Newsletter			Wearable Arts	Ka y Allison	733-1744
New Members	Liz Hooge	342-5976	Welcoming	Carrie Lyons	497-3832
	Terry Hooge	342-5976		Doris Patterson	656-0334
Operations Center	Amy Cot trell			Ellie Williams	492-3164
	Ruth Felty	695-8332	Youth Alternatives	Jean Powell	684-6425
Patterns	Jeannette Jay	924-2451			

Good crowd enjoys demos

An enthusiastic group of members whetted their quilting skills at our August meeting when five of our talented folks demonstrated their quilting expertise. Our thanks to them for their efforts!



← Ida Tyson gives pointers on invisible machine applique



Ruth Felty with five ways to make half square triangles →



← Charlotte Keener tells her binding secrets



Jean Powell makes hand applique look easy



Nadine Darby demonstrates the ins and outs of hand quilting

Quality quilt finishing using
state-of-the-art Long Arm Quilting Machine
Satisfaction assured

**Freddie Holland
Quilter**

Dutch House Quilting Company
8614 Oak Timber
San Antonio, Texas 78251
(210) 680-7443

email: dutchhouse@usa.net

WHAT ARE YOU TALKING ABOUT?

appliqué. A cut fabric shape stitched to another piece of fabric.

backing. Fabric used for the bottom layer of a quilt.

baste. A means of loosely securing layers together temporarily. Often characterized by long running stitch.

batting. The middle layer of a quilt, which provides puffiness and warmth. **bias.** The diagonal of a piece of **fabric.** A true bias is at a 45 degree angle to both the lengthwise and crosswise grain lines of the fabric. The greatest amount of stretch is on the true bias.

block. A square unit, usually made up of pieces of fabric sewn together in a design. Blocks are combined to make a quilt top.

border. Strips of fabric forming a frame around the quilt top. Borders may be plain or pieced.

chain stitching. Sewing seams of several fabric pieces without breaking the stitching between the pieces. Also called chaining.

fat eighth. A quarter-yard of fabric, cut down the middle to measure 9" X 22". This is the equivalent of an eighth- yard of fabric.

fat quarter. A half-yard of fabric, cut down the middle to measure 18" X 22". This is the equivalent of a quarter-yard of fabric.

freehand quilting. Guiding the quilt through the sewing machine by using your hands, rather than pressure from the feed dogs and presser foot. Also called free motion quilting.

grain. The lengthwise and crosswise threads of a woven fabric used in its construction. The lengthwise grain runs parallel to the selvage edges of the fabric. This has the least amount of stretch. The crosswise grain runs perpendicular to the selvage edges and has a little more stretch than the lengthwise grain.

loft. The thickness and springiness of the batting.

machine-guided quilting. Guiding the quilt through the sewing machine using pressure from the feed dogs and presser foot.

medallion quilt. Quilt top with a central motif, usually framed by multiple borders.

miter. To join corners at a 45 degree angle.

piecing. Stitching together pieces of fabric to create a larger unit.

quilt. A bedcover or wall hanging made by stitching together a top fabric, batting, and a backing fabric.

quilting. Stitching through a top fabric, a batting layer, and a backing fabric in a design to add texture and to hold layers

sampler quilt. A pieced quilt made up of many different block designs, rather than a single, repeated block design.

sashing. Strips of fabric, plain or pieced, that divide the blocks in a quilt. Also called lattice.

selvage. The lengthwise finished edges of a woven fabric.

set. The way blocks are positioned in a quilt. They may be arranged in straight or diagonal rows.

stitch in the ditch. Stitching in the seam of two fabrics.

strip-piecing. Creating pieced designs from long strips of fabric by stitching the strips together, cutting them crosswise, and then stitching the pieces together to form the design.

style. The characteristic design of a quilt.

template. A pattern made of plastic or cardboard used to trace cutting or stitching lines onto fabric.

template-free. A method for cutting pieces using a ruler, instead of a template, as a guide.

tied quilt. A quilt that is held together with ribbon or yarn, rather than quilting stitches.



BUSY FINGERS WORKSHOP
TREEHOUSE STUDIO
 JEANNETTE JAY
 DESIGNER / QUILTER

204 E. WHITE AVE.
 SAN ANTONIO, TEXAS 78214
 210-922-8062

QUILTING CLASSES and
 DESIGN SERVICES FOR HOME OR SMALL COMMERCIAL



Sally Shimek, Owner

Mon.-Fri. 9:30 am - 5 pm
 Sat. 10 am - 4 pm

Millstream
Cottons
 QUILT SHOP

471-A Main Plaza
 New Braunfels, TX 78130

Ph. (830) 620-1382
 Fax (830) 620-1387

GSAQG

**P.O. Box 892
Helotes, TX 78023**

Phone 210--695-8737

www.sanantonioquilt.org

Nonprofit Org.
U.S. Postage Paid
San Antonio, TX
Permit No. 3572



September Schedule

SEPTEMBER 6 - BOARD MEETING

7:15pm, Place TBA

SEPTEMBER 9 - GUILD MEETING

10:00am, Trinity United Methodist Church, 6800 Wurzbach

QPC-AM

Following Guild meeting

SEPTEMBER 14 - QPC-PM

7:00pm, Place TBA

SEPTEMBER 28 - QPC-PM

7:00pm, Place TBA

SEPTEMBER 28 -WEARABLE ARTS

7:00 pm, Ruble Center Room 100
419 E Magnolia

Afghanni Patchwork - Bring your sewing kit and scraps of two coordinated fabrics. KayAllison - 733-8578

Board of Directors

President Cathy Baisley, 690-0343

President Pro-Tem

Renee Bradley, 647-7818

1st Vice President for Special Events

Marilyn Bellow, 680-9229

2nd Vice President for Newsletter

Kay Allison, 733-8578

3rd Vice President for Programs

Larry Beauchamp, 561-0719

4th Vice President for Services

Nadine Darby, 674-7639

5th Vice President for Comm. Outreach

Ida Tyson, 479-3404

Secretary Charlotte Keenter, 491-2312

Treasurer Garnette Hanson, 521-8707

Parliamentarian Sylvia Jolet, 497-3383

Bold offices expire December 2000

